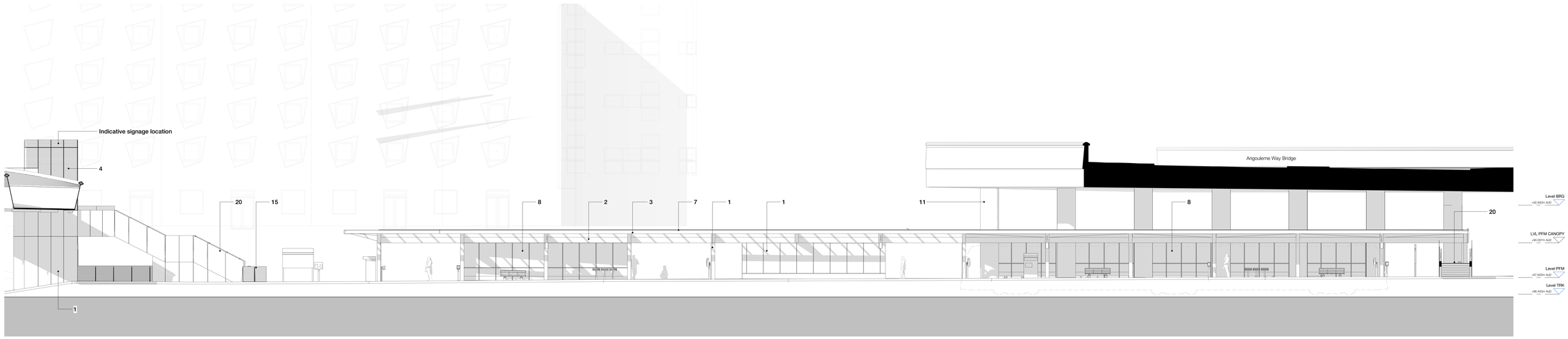

1 Platform Elevation A
1 : 100

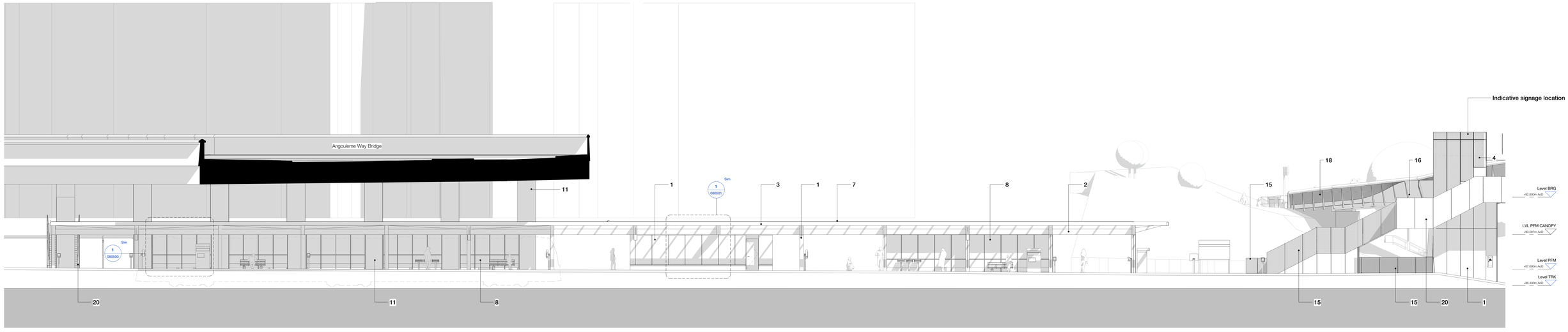

2 Platform Elevation B
1 : 100

Rev	Description	Date
P01	Issued For Review and Comment	21.02.25
P02	Issued For Planning	05.03.25
P03	Issued For Planning	21.03.25
P04	Issued For Planning	26.03.25

Copyright Hawkins\Brown Architects
No implied licence exists. This drawing should not be used to calculate areas for the purposes of valuation. Do not scale this drawing. All dimensions to be checked on the site by the contractor and such dimensions to be their responsibility. All work must comply with relevant British Standards and Building Regulations requirements. Drawing errors and omissions to be reported to the architect. To be read in conjunction with Architect's specification and other consultant information.

Key:

1. Aluminium Cladding Panel – Dark Grey PPC Finish
2. Aluminium Cladding Panel – Yellow PPC Finish
3. Aluminium Fascia Cladding Panel – Dark Grey PPC Finish
4. Perforated Aluminium Cladding Panel – Dark Grey PPC Finish
5. Metal Standing Seam Roof – Dark Grey
6. Metal Maintenance Access Walkway – Galvanised
7. Glazed Canopy Covering – Clear
8. Glazed Screen with Metal Frame – Dark Grey PPC Finish
9. Metal Door – Dark Grey PPC Finish
10. Recessed Lighting Unit
11. Paint to Existing Bridge Column – Colour TBC
12. Tactile Paving Flag – Dark Grey
13. Paving Flag – Light Grey
14. Floor Drainage Cover with Stainless Steel Cover Grating
15. Perforated Balustrade and Vertical Supports – Dark Grey PPC Finish
16. Weathered Steel Plate Bridge Structure (Corten)
17. Perforated Weathered Steel Plate (Corten) pattern indicative only
18. Weathered Steel Balustrade Upright with Mesh Infill (Corten)
19. Bonded Grit Floor Finish – Colour TBC
20. Metal Staircase with Solid Balustrade and Vertical Supports – Dark Grey PPC Finish
21. Stainless Steel Lift Doors with Glazed Infill
22. Precast Concrete abutment with architectural finish.
23. Feature Weathered Steel Bridge Column with Precast Concrete Base
24. Angled Plate housing continuous lighting strip and services (Corten)
25. Stainless Steel Fascia Plate

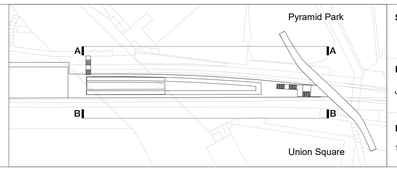

Scale @ A0	Date	Job Number	Project
1 : 100	Feb 2025	16012	Bury Interchange Haymarket St Bury BL9 0AY
Drawn By	**Checked By**	**Status**	
JL	NT	S5	
Drawing No.	**Rev**	**Purpose of Issue**	**Drawing**
16012-HBA-BRY-ZZZ-D-AR-080200	P04	For Planning	Proposed Platform Elevations

26-28 Hilton Street
Manchester M1 2EH
mail@hawkinsbrown.com
hawkinsbrown.com

Hawkins\Brown