01 Proposed Front Elevation
Scale 1:50

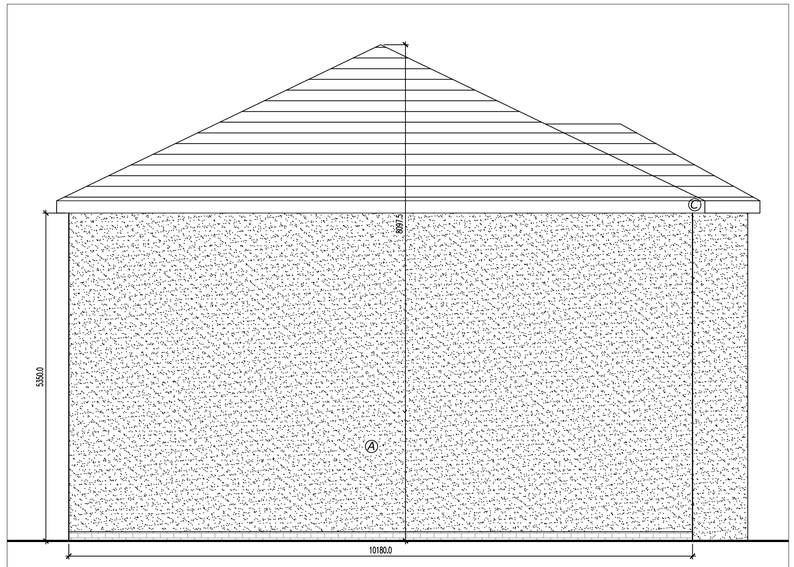

02 Proposed Side Elevation
Scale 1:50

Off White Render



Natural Grey Stone Cill

Black Windows

Grey Architectural Brick

03 Proposed Rear Elevation
Scale 1:50

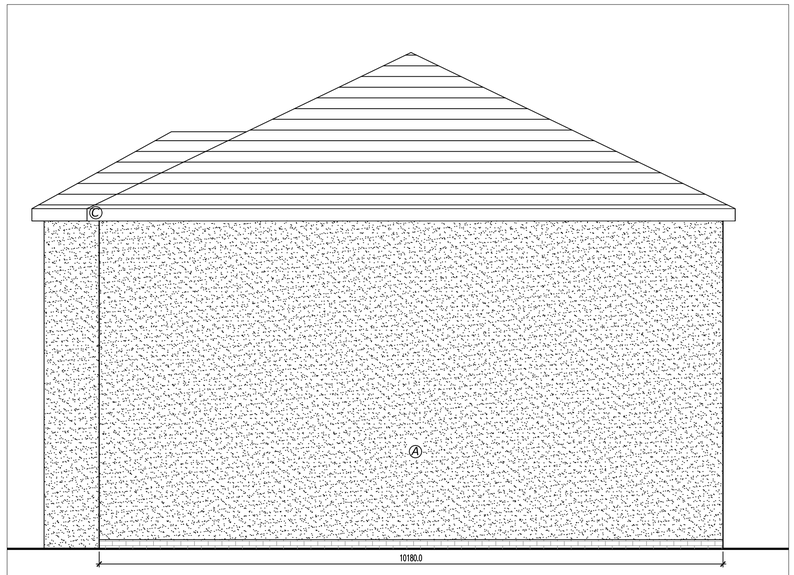

04 Proposed Side Elevation
Scale 1:50

KEY

- Ⓐ *Off white render*
- Ⓑ *Natural stone dressed lintels/cills etc.*
- Ⓒ *Black roof fascias & rainwater goods*
- Ⓓ *Black UPVC windows*

0m 5m 10m

Notes Copyright in all documents and drawings prepared by the architectural designer and any works executed from these documents and drawings shall, unless otherwise agreed, remain the property of the designer and must not be reproduced by, lent or disclosed to, a third party without the written consent of Zach Thorp.

Do not scale off this drawing

All dimensions are to be checked on site and any discrepancies to be referred to the designer before proceeding. All levels to be checked on site All discrepancies between information shown on the drawings and the information in the specification to be referred to the designer prior to proceeding. All component sizes and references to be checked before ordering

Position of existing drain runs to be confirmed prior to proceeding and drains checked as necessary.

All relevant boundary positions are to be checked prior to proceeding

Building regulation drawings can be used for building estimates, however for an accurate quote builders must attend site as these drawings do not account for all aspects of the building works.

Rev	Description	Date	By	Chk

Status — Purpose for Issue
Survey ☐ Tender ☐
Construction ☒ As Built ☐

Client
Mr and Mrs Shulkind
15 Hillingdon Road, Whitefield

Contract
Addition of new floor to existing bungalow with ridge raise

Drawing
Proposed Elevations

Drawing No.	TDS-26-196-05	Revision	/
Scales	1:50	Date	June '26
Drawn	ZTT	Checked	

THORP DESIGN SERVICES LTD.