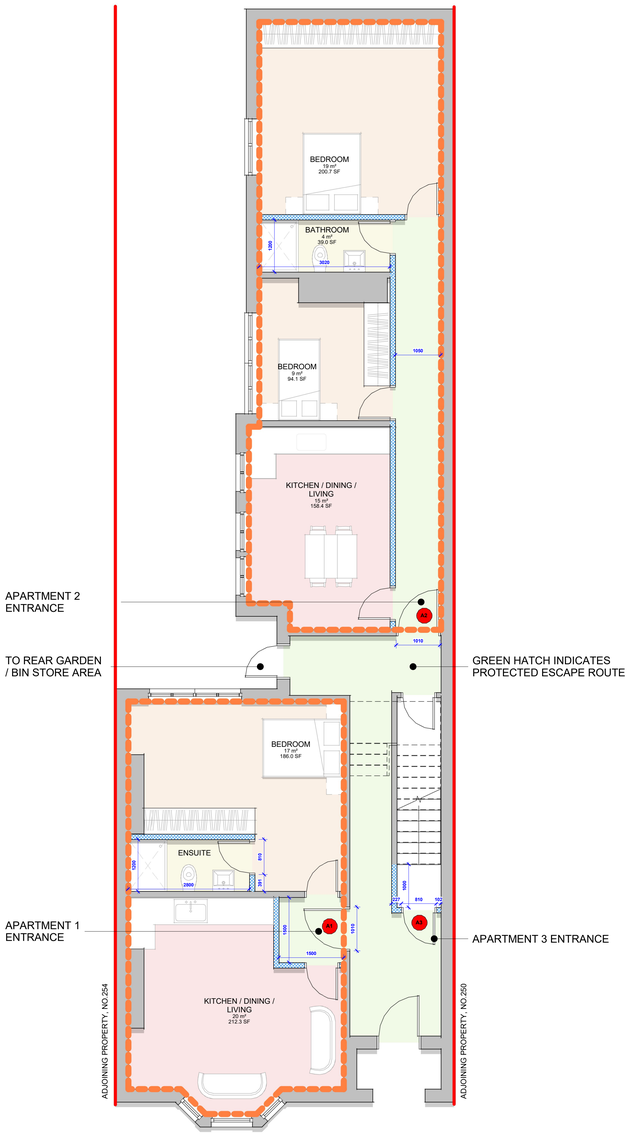

PROPOSED GROUND FLOOR PLAN
1 : 50

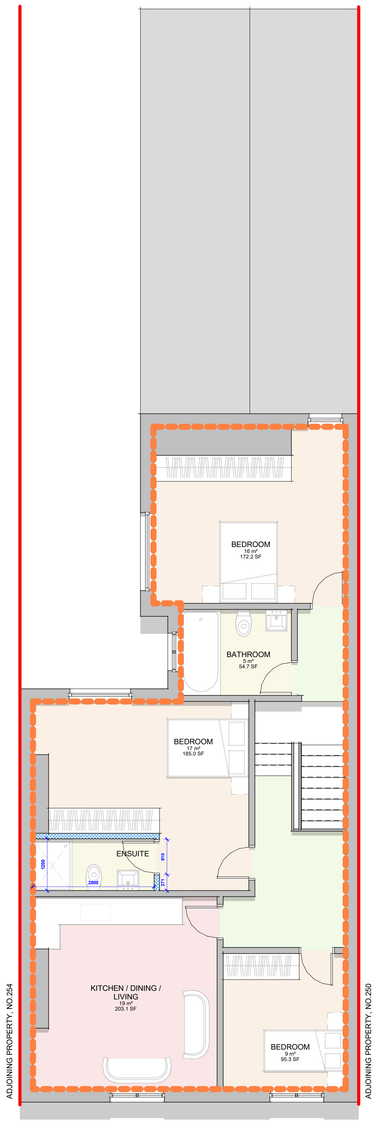

PROPOSED FIRST FLOOR PLAN
1 : 50



PROPOSED ROOF PLAN
1 : 50

PROPOSED FRONT ELEVATION
1 : 50

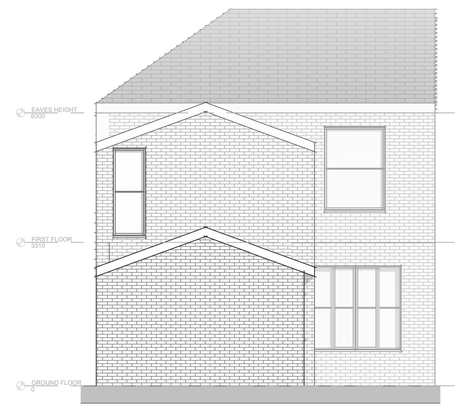

PROPOSED REAR ELEVATION
1 : 50

MEASURED SURVEY NOTES:

- This survey drawing is based on a nonintrusive measured site inspection and reflects the property as found at the time of survey.
- All dimensions are in millimetres unless otherwise noted.
- Do not scale from this drawing. Figured dimensions take precedence. All critical dimensions must be independently verified.
- No investigations were carried out behind finishes, into concealed spaces, or into the structure or services, unless explicitly stated.
- Some elements may be omitted or simplified where access was restricted or visibility was limited at the time of survey.
- This drawing is suitable for planning and general reference purposes only. It is not to be used for construction, detailed design, or fabrication.
- The accuracy of this survey is subject to the limitations of access, visibility, and equipment used at the time of measurement.
- Any furniture or fittings shown are indicative of their real-world position and type at the time of survey and may not reflect exact dimensions or layout.

PROPOSED NOTES:

- All internal doors, excluding ensuite bathroom doors, shall be FD30S fire doors fitted with intumescent strips, smoke seals and self-closing devices, unless otherwise agreed with Building Control.
- All walls and ceilings, excluding ensuite bathrooms, to be lined with 15mm fire-rated plasterboard (or equivalent approved system) in accordance with Building Regulations.
- Provide a Grade D1, LD1 mains-powered, interlinked fire detection and alarm system throughout each apartment comprising smoke alarms to circulation spaces and principal habitable rooms, and heat alarms to kitchens, in accordance with BS 5839-6:2019 and the approved Fire Strategy.

PROPOSED SIDE ELEVATION 1
1 : 50

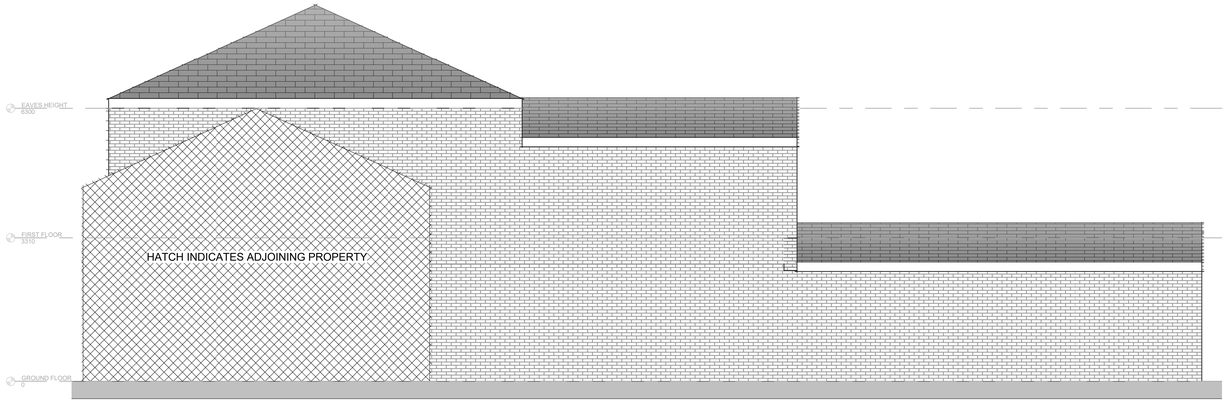

PROPOSED SIDE ELEVATION 2
1 : 50

0m 1m 2m 3m 4m
VISUAL SCALE 1:50 @ A0

The copyright of this drawing is vested with Studio FRI and must not be copied or reproduced without the consent of the company.

Rev.	Description	Date	Drw.	Chk.
P01	UPDATES TO FLAT 2 ENTRANCE FOLLOWING OFFICER COMMENTS	28.09.26		

APARTMENT SCHEDULE

APARTMENT 1: 1 PERSONS | GIA: 64m²

APARTMENT 2: 3 PERSONS | GIA: 60m²

APARTMENT 3: 5 PERSONS | GIA: 90m²

Client:

Project:
252 BOLTON RD, RADCLIFFE, M26 3GW

Drawing Title:
PROPOSED PLANS AND ELEVATIONS

Drawing Status:
PLANNING

STUDIO FRI ARCHITECTURE + PLANNING
T: 01772 915868 E: info@studiofri.co.uk W: www.studiofri.co.uk

Drawing No.	Revision
26-028.003	P01

Drawn	Checked	Paper Size	Scale	Date
II	II	A0	1 : 50	13.07.26