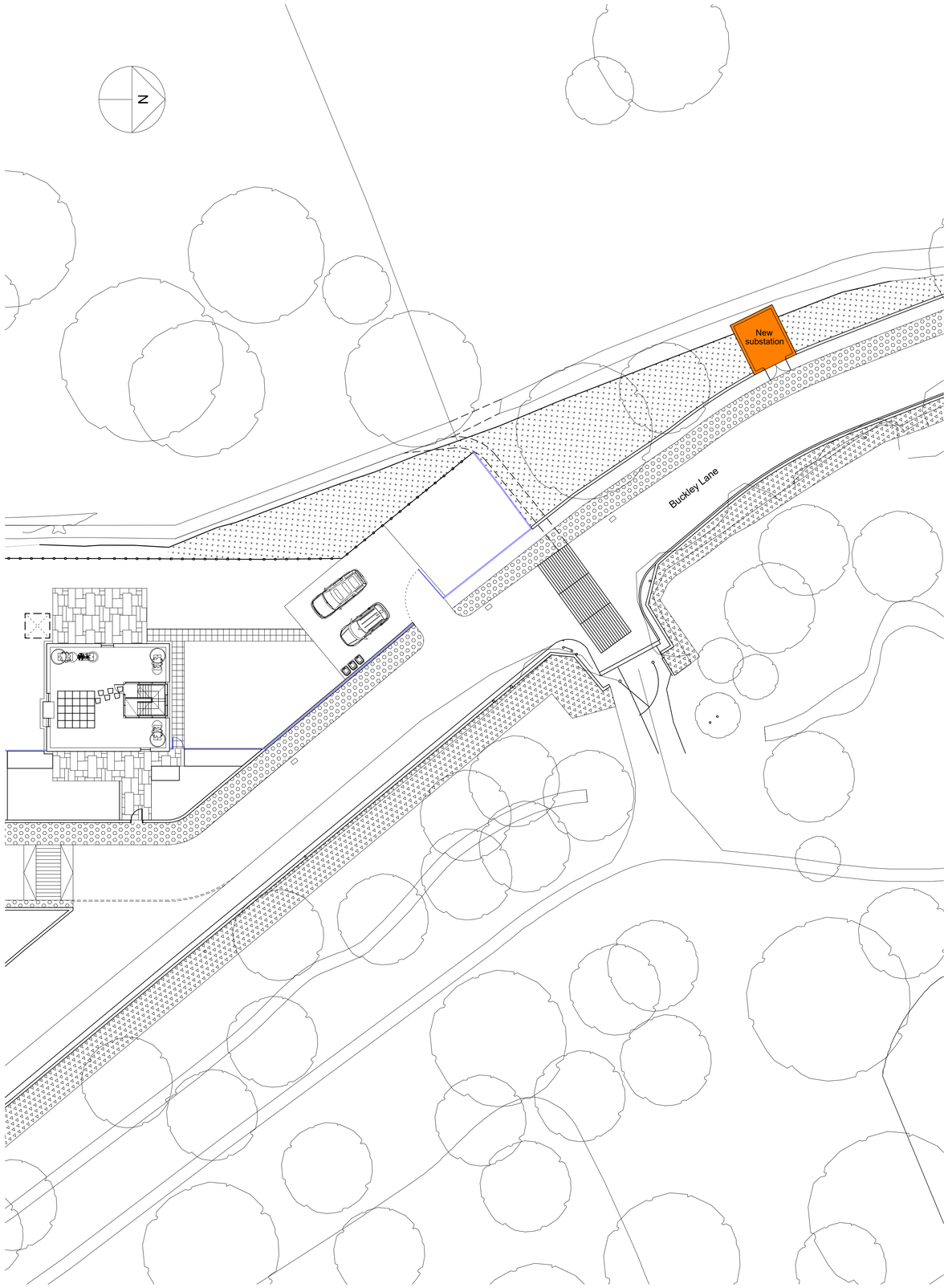

Proposed Site Plan Detail
Scale 1:200

0m 5m 10m 15m 20m

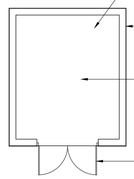

Proposed Substation GA Plan
Scale 1:100

0m 1m 2m 3m 4m 5m 10m

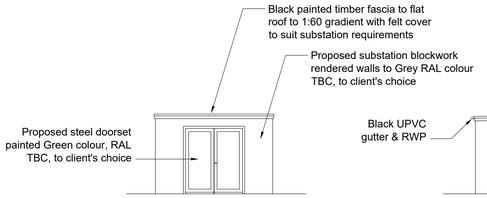

Proposed East Elevation
Scale 1:100

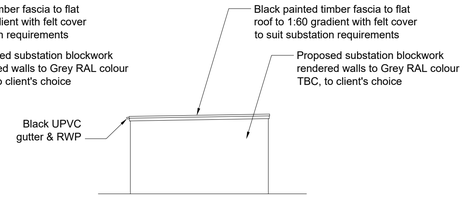

Proposed South Elevation
Scale 1:100

0m 1m 2m 3m 4m 5m 10m

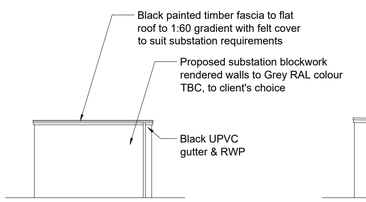

Proposed West Elevation
Scale 1:100

Proposed North Elevation
Scale 1:100

0m 1m 2m 3m 4m 5m 10m

NOTES

This drawing is the property of Equilibrium Architects and copyright is reserved by them. This drawing is not to be copied or disclosed by or to any unauthorised persons without the prior written consent of Equilibrium Architects.

Do not scale from this drawing.

All dimensions are to be checked on site prior to construction, manufacture of any components and ordering of materials and equipment.

Any discrepencies are to be reported to the architect for clarification.

All materials and workmanship to be in accordance with the current British Standards and codes of practice.

This drawing is to be read in conjunction with all relevant Architectural, Structural Engineers, Mechanical Engineers, Electrical Engineers and Specialists drawings and specifications.

As with all construction projects the CDM 2015 regulations apply and the work on this project may require both the issue of a notification to the HSE (because of the durationof the works on site) and the client may also need to appoint a Principal Designer because there may be more than one contractor working on site.
The Principal Designer will be able to coorinate the pre-construction information and also ensure that all duty holders under CDM comply with their relevant duties.

The building owner is to serve a Party Wall Act Notice as applicable to adjoining property owners as outlined in TheParty Wall Act 1996
The Building Contactor is to verify the thickness of the party walls prior to commencement of the proposed works.

Drawing Status:	PLANNING

REV	DESCRIPTION	CHECK	DATE

CLIENT
John Delaney

PROJECT
Residential Development on Land at Drinkwater Park, Prestwich

DRAWING
Proposed Substation General Arrangment

SCALE	DATE	DRAWN	CHECKED
1:200 @ A1	Dec 2021	PB	
DRAWING NO.	CAD REFERENCE NO.		REVISION
R-0544-70			

equilibrium ARCHITECTS
435-437 Walmersley Road Bury Lancashire BL9 5EU T : 0161 797 2077 F : 0161 797 2088
info@equilibriumarchitects.co.uk www.equilibriumarchitects.co.uk