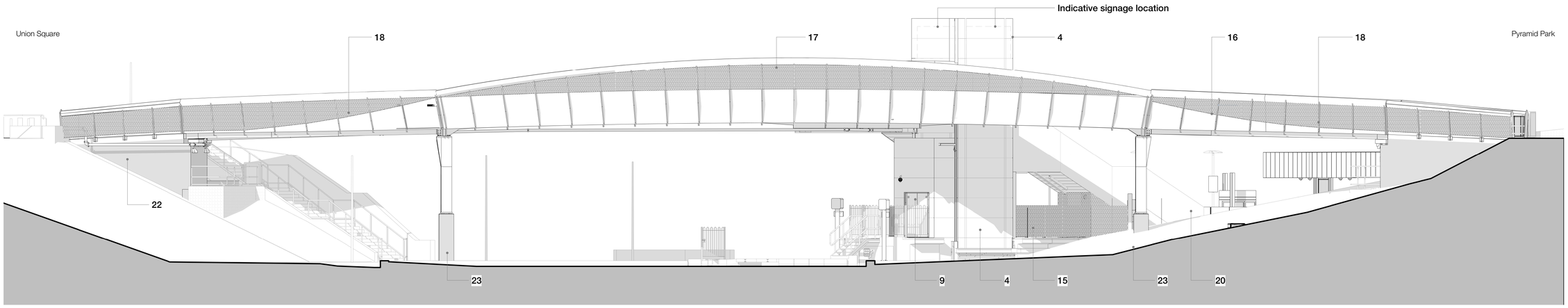


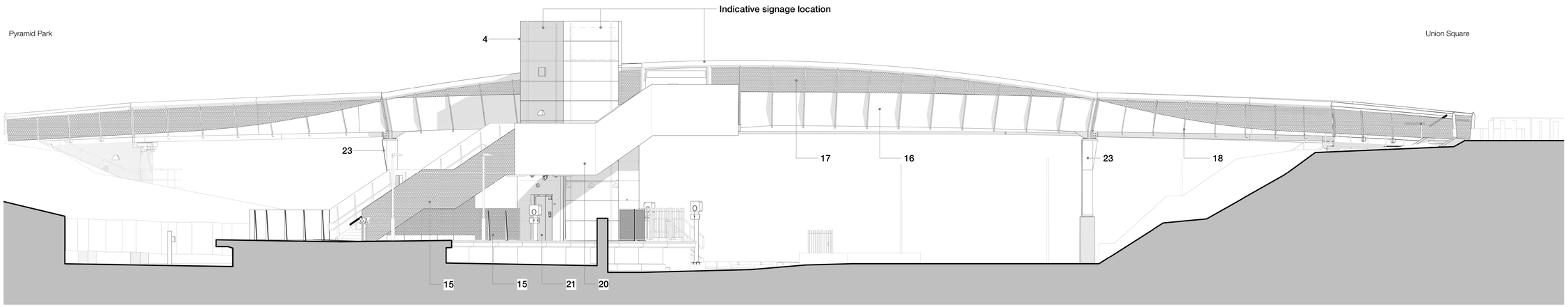


Key:

**1.** Aluminium Cladding Panel – Dark Grey PPC Finish
**2.** Aluminium Cladding Panel – Yellow PPC Finish
**3.** Aluminium Fascia Cladding Panel – PPC Finish (Corten Colour)
**4.** Metal Cladding Panel to Lift – Grey Metal
**5.** Metal Standing Seam Roof – Dark Grey
**6.** Metal Maintenance Access Walkway
**7.** Aluminium Cladding Panel – Light Grey PPC Finish
**8.** Glazed Screen with Metal Frame – Dark Grey PPC Finish
**9.** Steel Door – Dark Grey
**10.** Recessed Lighting Unit
**11.** Paint to Existing Bridge Column – Light Grey
**12.** Tactile Paving Flag – Dark Grey
**13.** Paving Flag – Light Grey
**14.** Floor Drainage Cover - Black
**15.** Perforated Balustrade and Vertical Supports – Dark Grey
**16.** Weathered Steel Plate Bridge Structure (Corten)
**17.** Perforated Weathered Steel Plate (Corten) pattern indicative only
**18.** Weathered Steel Balustrade Upright with Mesh Infill (Corten)
**19.** Bonded Grit Floor Finish – Colour TBC
**20.** Metal Staircase with Solid Balustrade and Vertical Supports – Dark Grey
**21.** Stainless Steel Lift Doors
**22.** Insitu Concrete abutment with architectural finish
**23.** Feature Weathered Steel Bridge Column with Insitu Concrete Base
**24.** Angled Plate housing continuous lighting strip and services (Corten)
**25.** Stainless Steel Fascia Plate

| Rev | Description | Date |
|---|---|---|
| P01 | Issued For Review and Comment | 21.02.25 |
| P02 | Issued For Planning | 05.03.25 |
| P03 | Issued For Planning | 21.03.25 |
| P04 | Issued For Planning | 26.03.25 |
| P05 | Updated Issue for Planning | 18.06.26 |

Copyright Hawkins\Brown Architects
No implied licence exists. This drawing should not be used to calculate areas for the purposes of valuation. Do not scale this drawing. All dimensions to be checked on the site by the contractor and such dimensions to be their responsibility. All work must comply with relevant British Standards and Building Regulations requirements. Drawing errors and omissions to be reported to the architect. To be read in conjunction with Architect's specification and other consultant information.

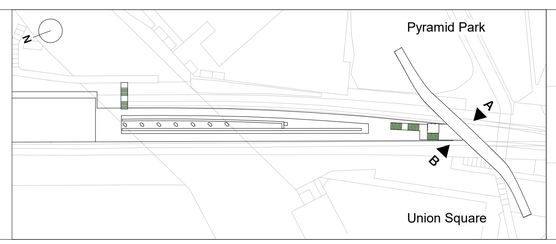


| Scale @ A1 | Date | Job Number | Project |
|---|---|---|---|
| 1 : 100 | Feb 2025 | 16012 | Bury Interchange<br>Haymarket St<br>Bury<br>BL9 0AY |
| **Drawn By** | **Checked By** | **Status** | |
| GP | EC | S2 | |

| Drawing No. | Rev | Purpose of Issue | Drawing |
|---|---|---|---|
| 16012-HBA-BRY-ZZZ-D-AR-080201 | P05 | For Planning | Proposed Bridge Elevations |

26-28 Hilton Street
Manchester M1 2EH
mail@hawkinsbrown.com
**hawkinsbrown.com**
Hawkins\Brown