01 Proposed Ground Floor Plan
Scale 1:50

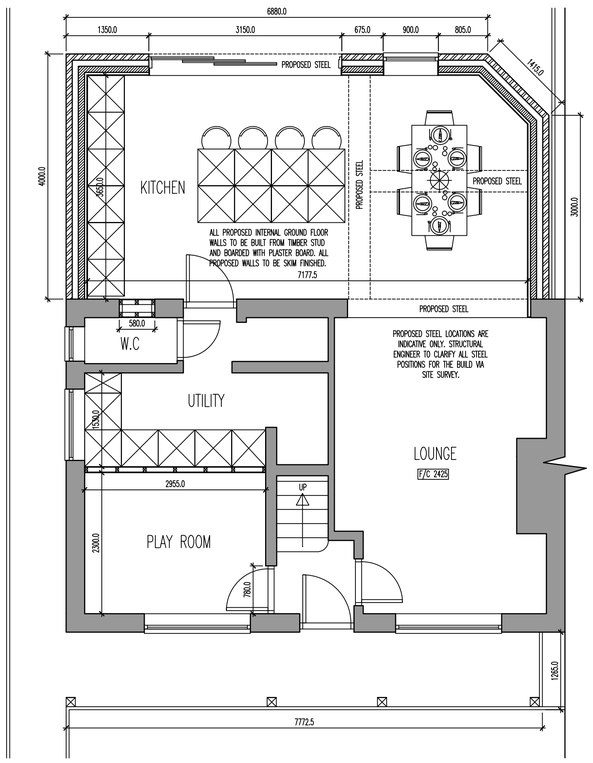

02 Proposed First Floor Plan
Scale 1:50

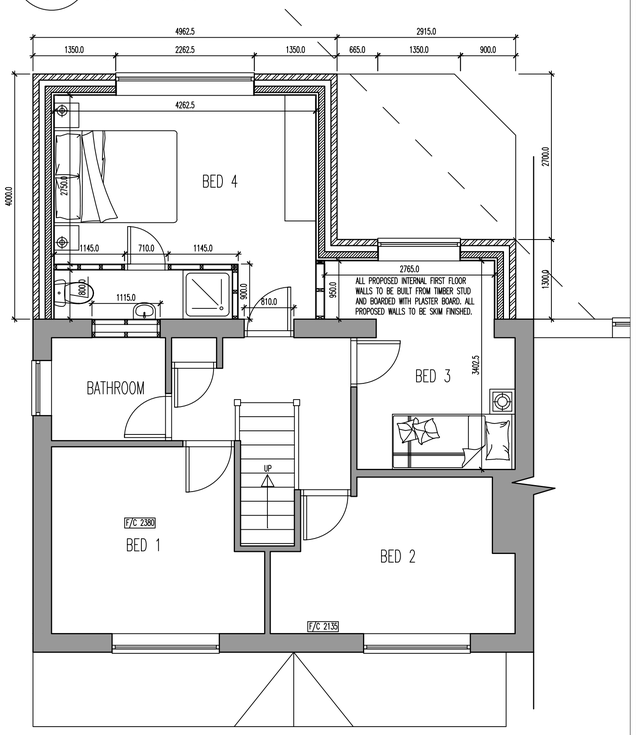

03 Proposed Side Elevation
Scale 1:50

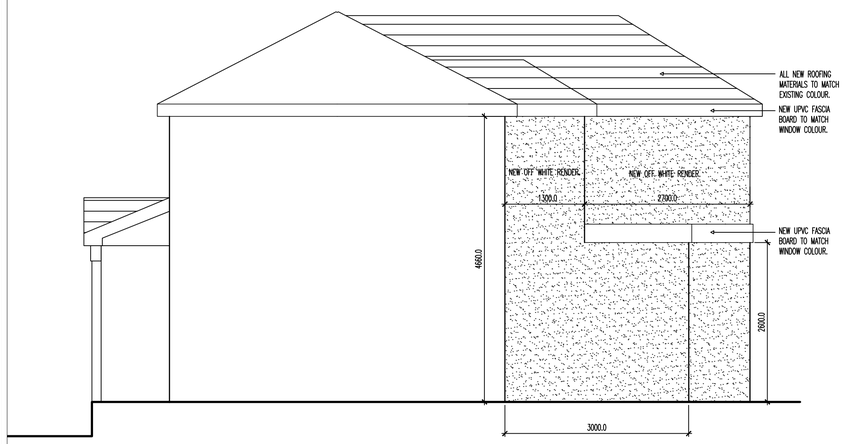

04 Proposed Rear Elevation
Scale 1:50

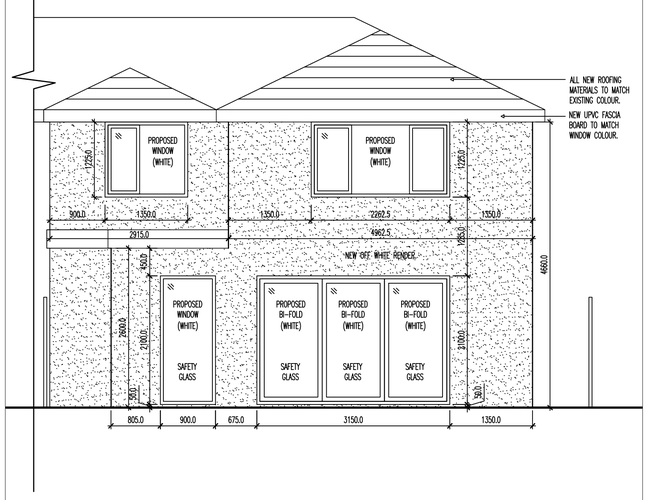

05 Proposed Side Elevation
Scale 1:50

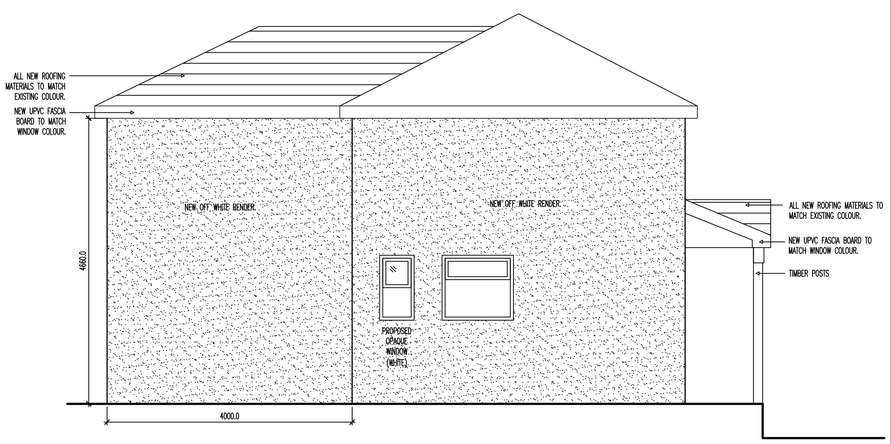

06 Proposed Front Elevation
Scale 1:50

0m 5m 10m

Notes Copyright in all documents and drawings prepared by the architectural designer and any works executed from these documents and drawings shall, unless otherwise agreed, remain the property of the designer and must not be reproduced by, lent or disclosed to, a third party without the written consent of Zach Thorp.

Do not scale off this drawing

All dimensions are to be checked on site and any discrepancies to be referred to the designer before proceeding. All levels to be checked on site All discrepancies between information shown on the drawings and the information in the specification to be referred to the designer prior to proceeding. All component sizes and references to be checked before ordering

Position of existing drain runs to be confirmed prior to proceeding and drains checked as necessary.

All relevant boundary positions are to be checked prior to proceeding

Building regulation drawings can be used for building estimates, however for an accurate quote builders must attend site as these drawings do not account for all aspects of the building works.

Proposed Fencing Style

Rev	Description	Date	By	Chk

Status — Purpose for Issue
Survey ☐ Tender ☐
Construction ☒ As Built ☐

Client
Thomas Mulligan
17 Firwood Crescent, Radcliffe

Contract
Proposed Double Storey Rear Extension and Front Veranda

Drawing
Proposed Plans and Elevations

Drawing No.	TDS-25-196-04	Revision	/
Scales	1:50	Date	Jan '26
Drawn	ZTT	Checked	

THORP DESIGN SERVICES LTD.