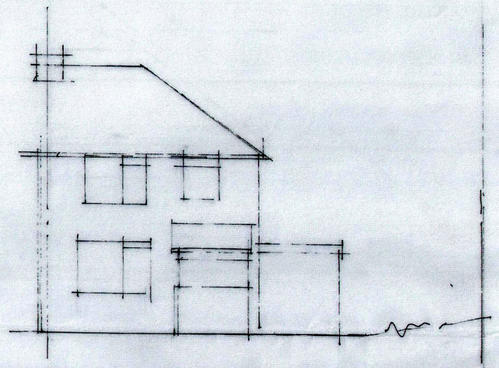
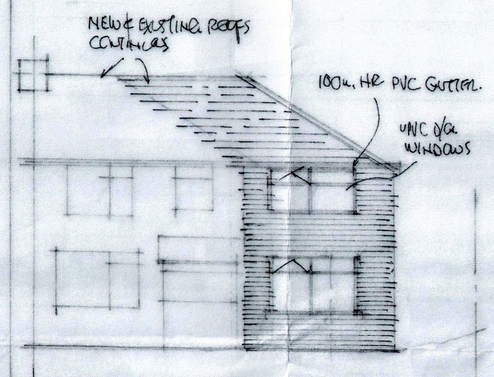
EXISTING.

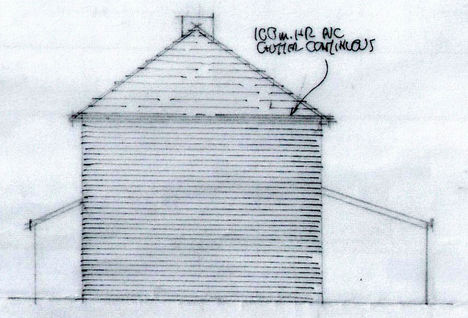
PROPOSED.



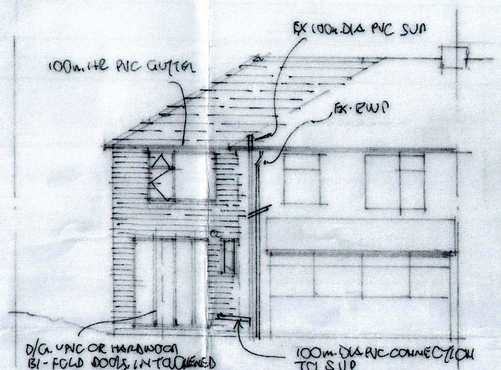
FRONT ELEVATION




FRONT ELEVATION



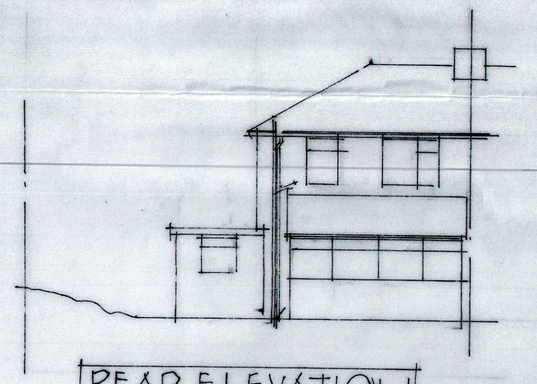
SIDE ELEVATION



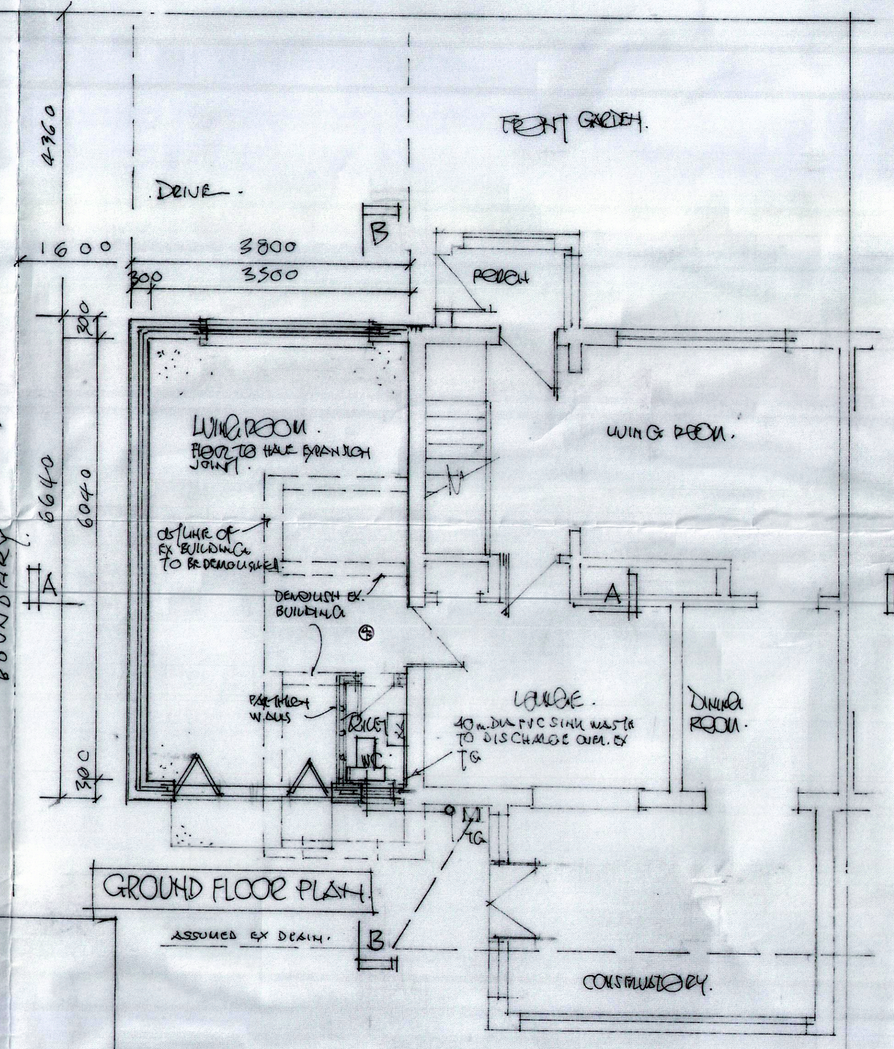
REAR ELEVATION



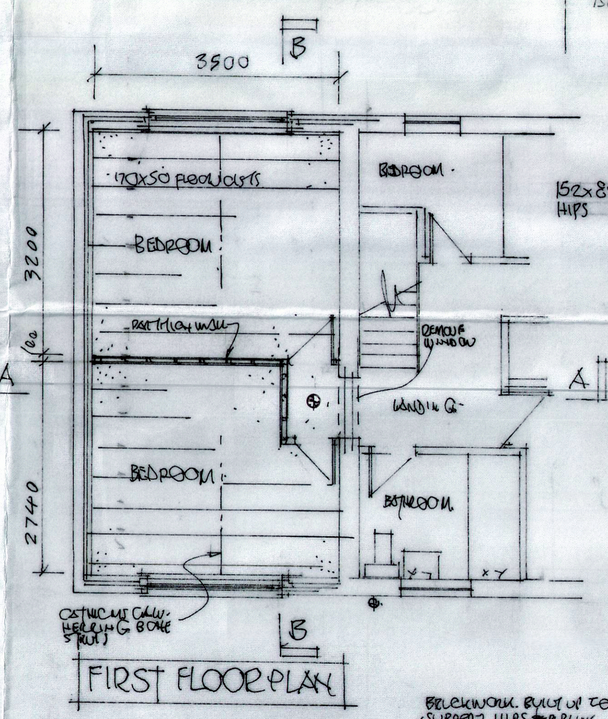
SIDE ELEVATION



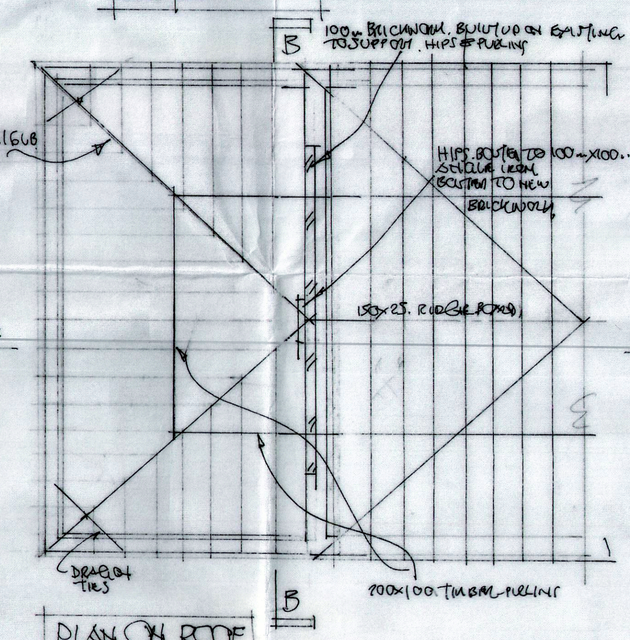
REAR ELEVATION



GROUND FLOOR PLAN

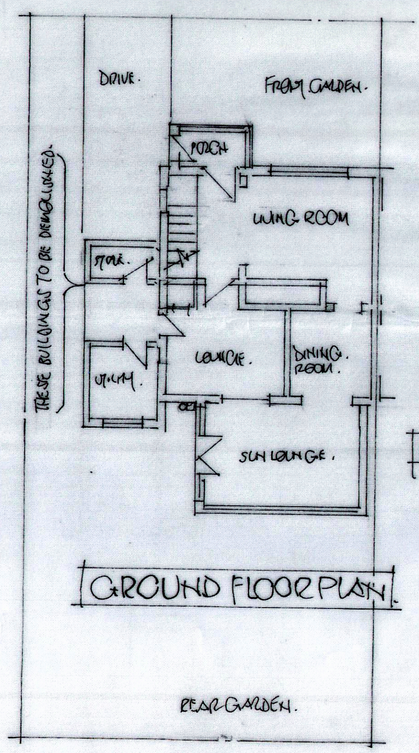


FIRST FLOOR PLAN



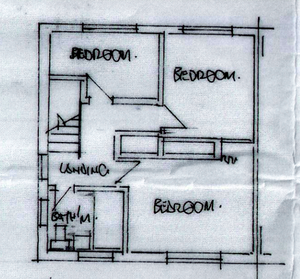
PLAN ON ROOF

REAR ELEVATION

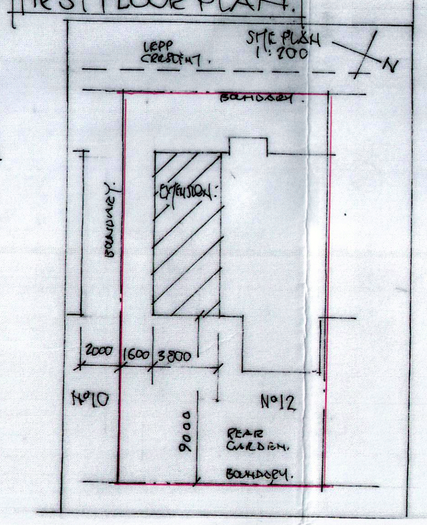


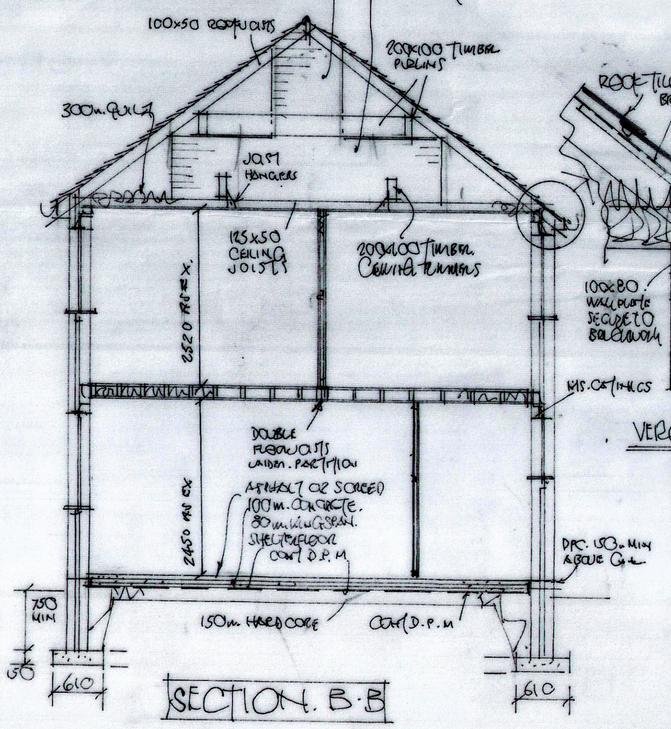
GROUND FLOOR PLAN

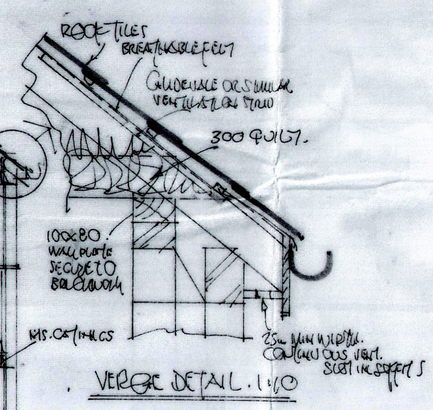
REAR GARDEN.



FIRST FLOOR PLAN







VERGE DETAIL 1:10

BEAM LOAD CALCULATIONS. FOR BEAM CALCULATIONS SEE SEPARATE SHEETS.

TIMBER PURLIM "A"	TIMBER PURLIM "B"	STEEL HIPS "C"	TIMBER CEILING TENSIONER. "D"
SPAN = 2000	SPAN = 3400	SPAN = 5000	SPAN = 3500
LOAD = ROOF.	LOAD = ROOF	LOAD = POINT LOADS FROM PURLINS 'A' & 'B'	LOAD = CEILING.
= 1.5kN/m² x 1.5 c/c m/m²	= 6kN UDL	= 2.25kN + 2.25kN + 3.375kN	= 3.5kN x 1 x/c m/m²
= 2.25 kN UDL	= 1.8 kN UDL/m/m.	= 1.125kN + 3.375kN	= 7.35kN UDL
= 1.125 kN UDL/M/M.		POINT LOAD. 4.8kN 2500 PLOWED	= 2.1kN UDL/m/m
122 x 60.	200x100	127x76x13.	200x100
USE 200x100 TIMBER		USE 162x 89x46 UB	

NOTES (WHERE APPLICABLE)
MUST BE READ BY CLIENT AND BUILDER.
DO NOT SCALE DRAWING.
ALL DIMENSIONS TO BE SITE CHECKED BY BUILDER

WORK CARRIED OUT BY THE BUILDER BEFORE THIS DRAWING HAS BEEN APPROVED. IS DONE SO AT HIS OWN RISK. THE BUILDER MUST MAKE SURE HE IS WORKING TO A DRAWING APPROVED BY BOTH BUILDING CONTROL AND PLANNING DEPTS.

1. ANY NEW BRICKWORK TO MATCH AND KEY INTO EXISTING
2. GLAZED AREAS OF WINDOWS TO BE A MIN OF 1/10 ROOM FLOOR AREA. WINDOWS TO OPEN A MIN OF 1/20 ROOM FLOOR AREA. GLAZING TO BE IN PILKINGTON "K" GLASS LOW "E" WITH 16MM MIN CAVITY ARGON GAS FILLED U=1.6 NEW DOORS UPVC DRAUGHT PROOF "K" GLASS 16MM AIR FILLED CAVITY U= 1.8 OPTITHERM COATED. TRICKLE VENTS 8000MM2 AREA.
3 BEAMS AND LINTOLS TO HAVE MIN BEARING OF 150MM. TIMBER MEMBERS MUST HAVE MIN BEARING OF 100MM.
4 ROOF AND FIRST FLOOR TIES DOWN TO WALLS WITH M.S. GALVANISED STRAPS OF 32MM X 5MM AT 1500MM CTRS.
5 ROOF SPACE VENTILATED TO BS. 5250.
6 FOUNDATIONS TO CONFORM TO BR 1 AND 2.
7 THE FOUNDATION DIMENSIONS SHOWN ARE MINIMUM ONLY AND ARE GIVEN WITHOUT KNOWLEDGE OF SOIL CONDITIONS IF EXISTING FOUNDATIONS HAVE TO TAKE ADDITIONAL LOADS THEY SHOULD BE EXPOSED AND PASSED BY THE LOCAL AUTHORITY. PILED FOUNDATIONS MUST BE DESIGNED BY A SPECIALIST WHO MUST SUPPLY THE LOCAL AUTHORITY VIA THE BUILDER WITH DETAILS.
8 ANY UNDERSITE DRAINS MUST BE EXPOSED AND ENCASED IN 150MM OF CONCRETE
9 NEW WALL CAVITIES TO BE INSULATED.
10 NEW STEEL WORK MUST HAVE MIN FIRE RESISTANCE OF HALF HOUR.
11 ALL WALL CAVITIES TO BE CONTINUOUS.
12 CAVITY BARRIERS TO E2/94 APPENDIX G2
13 R.C LINTELS BUILT INTO WALLS OVER DRAINS
14 FOUNDATIONS WITHIN 1000MM OF DRAINS TAKEN DOWN TO DRAIN INVERT LEVEL
15 CAVITY CLOSURES TO HAVE VERTICAL AND HORIZONTAL D.P.C.'s INSULATED TYPE
16 ANY NEW PLUMBING TO COMPLY WITH B.S.5572
17 ALL MATERIALS USED IN ACCORDANCE WITH THE MANUFACTURERS INSTRUCTIONS
18 NEW DRAINAGE LAID TO SELF CLEANSING FALLS WITH RODDING ACCESS
19 INSULATION TO BE INSTALLED AS PER " ROBUST DETAILS" ISSUED BY DEFRA.
20 LIGHT FITTINGS AND BULBS TO BE HIGH EFFICIENCY TYPE.02
23 MAINS OPERATED INTERLINKED SMOKE DETECTORS TO BS5839 -6 2004 DOMESTIC OR BS 5446-1:2000 OR BS5446-2 2003 COMMERCIAL DETECTORS INTERLINKED WITH BATTERY BACK UP SHOWN THUS :- (S)
24 **THE CLIENT MUST INFORM THE NEIGHBOURS OF WORK TO BE CARRIED OUT ON OR NEAR BOUNDARY AS REQUIRED BY THE PARTY WALL ACT IN WRITING 2 MONTHS BEFORE WORK STARTS CLIENT IS RESPONSIBLE FOR CORRECT LOCATION OF BOUNDARY**
24a **THE BUILDER MUST BE AWARE OF THE REQUIREMENTS OF THE PARTY WALL ACT AND MUST STUDY THE BOOKLET AVAILABLE FROM THELOCAL AUTHORITY BEFORE COMMENCING WORK.**
25 **ELECTRICAL WORKS BY COMPETANT PERSON SCHEME MEMBER.** THE CLIENT MUST SATISFY HIMSELF THAT THE ELECTRITIAN WETHER EMPLOYED BY HIM OR THE MAIN CONTACTOR IS QUALIFIED TO CARRY OUT ALL PARTS OF THE ELECTRICAL WORK THE TESTING OF ALL PARTS OF THE ELECTRICAL WORK IN ACCORDANCE WITH B.S.7671 THE IEE 17TH EDITION WIRING GUIDANCE. AND IS AUTHORISED TO ISSUE CERTIFICATES AS REQUIRED BY PART P OF THE BUILDING REGULATIONS EFFECTIVE 1.1.05. ALL ELECTRICAL WORK MUST MEET THE REQUIREMENTS OF PART P (ELECTRICAL SAFETY) and WILL BE DESIGNED INSTALLED, INSPECTED AND TESTED BY A PERSON COMPETANT TO DO SO AND A SELF CERTIFICATION CERTIFICATE MUST BE ISSUED TO THE LOCAL AUTHORITY BY THE COMPETANT PERSON WITHIN 30 DAYS OF THE ELECTRICAL WORKS COMPLETION.THE CLIENT MUST ALSO RECEIVE A COPY OF THE SELF CERTIFICATION CERTIFICATE AND A B.S. 7671 ELECTRICAL INSTALLATION TEST CERTIFICATE.
ELECTRICAL WORKS NON COMPETANT PERSON SCHEME MEMBER
ALL WIRING AND ELECTRICAL WORK MUST BE DESIGNED INSTALLED, INSPECTED AND TESTED IN ACCORDANCE WITH THE THE REQUIREMENTS OF B.S. 7671, IEE 17TH EDITION WIRING REGULATIONS AND PART P ELECTRICAL SAFETY, ON COMPLETION OF THE WORK A COPY OF THE INSTALLERS TEST CERTIFICATE COMPLANT WITH B.S.7671 IS TO BE PROVIDED TO THE CLIENT AND THE LOCAL AUTHORITY, AND PRIOR TO THE COVERING OF ALL WIRING AND CABLES THE INSTALLATION IS TO BE INSPECTED BY AN INDEPENDANT "COMPETANT PERSON" AND ON COMPLETION OF THE WORK IN ADDITION TO THE ABOVE CERTIFICATE AN ADDITIONAL" COMPETANT PERSONS ELECTRICAL INSTALLATION TEST CERTIFICATE COMPLIANT WITH BS 767 TO BE PROVIDED TO CLIENT AND LOCAL AUTHORITY. COMPETANT PERSON MEANS A MEMBER OF O.D.P.M. ELECTRICAL COMPETANT PERSONS SCHEME
26 MECHANICAL VENTILATION AS FOLLOWS=TOILETS 15 LTR/SEC AIR CHANGE. KITCHENS AND OTHER AREAS TO HAVE A MIN OF 60LTR /SEC AIR CHANGE DUCTED TO OUTSIDE AIR . FANS TO HAVE 15MIN OVER RUN TIMERS. IN ADDITION WINDOWS TO THESE AREAS TO HAVE CONTROLLABLE VENTS OF MIN AREA 2500MM 2
27 ANY WORK TO BE CARRIED OUT ON GAS FIRED APPLIANCES, OR CENTRAL HEATING SYSTEM CAN ONLY BE DONE SO BY A GAS SAFE REGISTERED CONTRACTOR . NEW BOILERS TO BE OF CONDENSING TYPE SEDBUK 90 PERCENT. OIL FIRED SYSTEMS INSTALLED BY AN OFTEC REGISTERED INSTALLER. EITHER INSTALLER MUST BE CAPABLE OF INSTALLING CONDENSING BOILERS, AND MUST HOLD A CURRENT CERTIFICATE IN ENERGY EFFICIENCY FOR DOMESTIC HEATING OR AN EQUIVALENT QUALIFICATION.AND ON COMPLETION OF THE WORK INCLUDING TESTING MUST SUPPLY TO THE OWNER A COMPLETION CERTIFICATE.**IN ANY CASE THE REGISTERED INSTALLER MUST BE FAMILAR WITH CURRENT APPROVED DOCUMENT L1.**
28 THERE MAY BE FEES TO PAY THE LOCAL AUTHORITY BEFORE THE BUILDINGINSPECTOR PASSES THE BUILDERS WORK. THE CLIENT SHOULD CHECK THIS WITH THE BUILDER.
29 THE BUILDER MUST TAKE REASONABLE MEASURES TO PREVENT AIR LEAKAGE FROM THE PROPERTY. IE AIRGAPS ROUND DOOR AND WINDOW FRAMES TO BE SEALED.FLOORS MUST BE AIRTIGHT AND ANY HOLES IN THE OUTER WALLS FOR DRAINAGE ECT TO BE SEALED. ALL INSULATION MUST BE CONTINUOUS WITHOUT AIRGAPS.
30 PLYWOODS MUST MEET A MINIMUM STANDARD OF EN 13986 UNTIL THE TRADA TEST STANDARD HAS BEEN ESTABLISHED.
31 THE DESIGNER IS NOT RESPONSIBLE FOR ANY VOIDS DRAINS OR OTHER UNDERGROUND OBSTRUCTIONS UNDER OR NEAR THE SITE.
32 A PROPER SUPPLY OF AIR MUST BE PROVIDED TO THE KITCHEN IN ORDER THAT THE COOKING APPLIANCES CAN FUNCTION EFFICIANTLY WITHOUT CAUSING DISCOMFORT TO THE STAFF.
33 A CONTINOUS SUPPLY OF HOT WATER MUST BE AVAILABLE TO THE KITCHEN AT A TEMPERATURE THAT DOES NOT EXCEED THAT LAID DOWN.
34 ALL NEW STEELWORK TO BE HALF HOUR FIRE PROOF IE TWO LAYERS OF 10MM PLASTERBOARD AND SKIM ON 50MM X50MM TIMBER NOGGINS AT 400mm CTRS.
35 **ONLY THE DRAWING APPROVED AND STAMPED BY THE BUILDING CONTROL DEPT TO BE USED FOR CONSTRUCTION**
36 THE CLIENT IS RESPONSIBLE FOR THE ACCURACY OF THE BOUNDARY POSITIONS SHOWN.
37 THE CLIENT MUST BE SURE THAT THE SIZES OF THE ROOMS SHOWN ARE SATISFACTORY.
38 IF THE ROOF HAS GANG NAILED TRUSSES THE BUILDER MUST OBTAIN APPROVAL FOR THE TRUSS CALCULATIONS AND DESIGN.BEFORE WORK COMMENCES.
39 THIS DRAWING IS PRODUCED FOR BUILDING REGULATIONS AND IF REQUIRED FOR PLANNINMG PERMISSION AND DOES NOT TAKE INTO ACCOUNT ANY FAULTS IN THE EXISTING STRUCTURE OR UNDERGROUND OBSTRUCTIONS.
40 AMMENDMENTS TO THE DRAWING AFTER PLANNING PERMISSION HAS BEEN GRANTED MAY REQUIRE A NEW PLANNING APPLICATION.
41 EXACT WINDOW SIZES AND POSITIONS TO BE DECIDED BETWEEN THE CLIENT AND BUILDER.
42 IT IS THE RESPONSIBILITY OF THE BUILDER TO OBTAIN A COMPLETION CERTIFICATE FROM THE LOCAL AUTHORITY BUILDING CONTROL DEPT AFTER THE BUILDER HAS MADE SURE THAT HIS WORK HAS BEEN CHECKED TO THE SATISFACTION OF THE BUILDING CONTROL OFFICER.
43 IF REQUIRED,BY THE LEESEHOLDER, THE CLIENT MUST INFORM THE LEESEHOLDER OF WORK TO BE CARRIED OUT.ON THE PROPERTY.
44.AS AGREED D OR JR HESLOP WILL VISIT AND MEASURE THE PROPERTY DESIGN THE PROPOSED EXTENSION. COMPLETE APPROPRIATE COUNCIL FORMS, ADVISE ON LOCAL AUTHORITY FEES. PRINT DRAWINGS AND PREPARE FOR SUBMISSION TO LOCAL AUTHORITY. BUT WILL NOT TAKE PART IN ANY OF THE BUILDING WORK.
45 NEW MATERIALS TO MATCH EXISTING IE TILES ,BRICK, ETC.,
46. WORK CARRIED OUT BY THE BUILDER, BEFORE THE DRAWING HAS BEEN APPROVED, IS DONE SO AT HIS OWN RISK.

SPECIFICATION

ROOF
INTERLOCKING CONCRETE ROOF TILES TO MATCH EXISTING ON 40MM X 25MM TREATED BATTENS ON BREATHABLE SARKING FELT ON 100 MM X 50MM TREATEADE TIMBER JOISTS AT 400MM CTRS.

CEILING 125MM TIMBER ER JOISTS AT 400MM CTRS WITH 300MM QUILT INSULATION IE 150MM BETWEEN JOISTS AND 150MM OVER JOISTS UNDERSIDE TO HAVE 12MM PLASTERBOARD AND SKIM.

WALLS.
300MM CAVITY CONSTRUCTION COMPRISING 100MM FACING BRICK TO MATCH AND KEY INTO EXISTING BRICKWORK 100MM CAVITY TO HAVE STAINLESS STEEL WALL TIES TO SECURE INNER AND OUTER LEAFS. TO BS 1243 1978, MAXIMUM SPACING 750MM HORIZONTALLY 450MM VERTICALLY AND 300MM VERTICALLY NEAR ANY OPENINGS. THE INNER LEAF TO BE 100MM THERMALITE SHIELD WALLING BLOCK. CAVITY TO HAVE E 40MM KINGSPAN TW 50 INSULATION WITH A MIN OF 50MM AIRSPACE. THE CAVITY MUST BE CLEAR OF MORTAR. INSIDE 12.5MM PLASTERBOARD AND SKIM ON PLASTER DABS.

FIRST FLOOR
22MM T AND G PARTICLE BOARD ON 150MM X 50MM JOISTS AT 400MM CTRS. WITH 150MM ROCKFLOOR INSULATION ON CHICKEN WIRE.

GROUND FLOOR
ASPHALT OR S&C SCREED ON 100MM CONCRETE ON 80MM KINGSPAN SHELTER FLOOR ON CONT D P M ON 150MM SAND BLINDED WELL CONSOLIDATED STONE HARDCORE.

PARTITION WALLS.
80MM X 50MM TIMBER STUDDING AT 400MM CTRS WITH 80MM QUILT INSULATION BETWEEN . BOTH SIDES TO HAVE 12MM PLASTERBOARD AND SKIM.

7P

DRAWING No DE/482.

PROPOSED TWO STOREY SIDE EXTENSION. AT. 12 LEPP CRESCENT. BURY. FOR Mr J FRASER KELLY BL8 1HX 07541507069

DATE. 27/8/20 SCALE 1:100 & 1:50

DRAWN BY. D HESLOP & INKERSFIELD CRESCENT ROYTON. OL2 6JX. 0161 6833555

